


RACCORDI FILETTATI THREADED FITTINGS

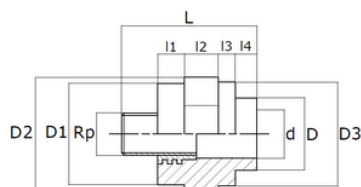
RIDUZIONE FILETTATA MASCHIO PN25

THREADED COUPLING PN25 - MALE



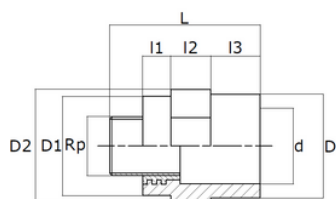
ARTICOLO	MISURE mm
CODE	SIZES mm
RFM 2020	20 x 1/2"
RFM 2025	20 x 3/4"
RFM 2520	25 x 1/2"
RFM 2525	25 x 3/4"
RFM 3225	32 x 3/4"
RFM 3232	32 x 1"
RFM 4040	40 x 1"1/4"
RFM 5050	50 x 1"1/2"
RFM 6363	63 x 2"
RFM 7575	75 x 2"1/2"
RFM 9090	90 x 3"
RFM 110110	110 x 4"

SPECIFICHE TECNICHE TECHNICAL SPECIFICATIONS



CODE	d	Rp	D	D ₁	D ₂	D ₃	I ₁	I ₂	I ₃	I ₄	L
RFM 2020	20	1/2"	30	36	40	35	11	14	7	10	54
RFM 2025	20	3/4"	30	42	47	43	11	14	7	9	56
RFM 2520	25	1/2"	35	40	47	45	15	13	5	11	56
RFM 2525	25	3/4"	35	40	48	44	16	12	5	11	58

CODE	weight (g)
RFM 2020	76
RFM 2025	108
RFM 2520	88
RFM 2525	168

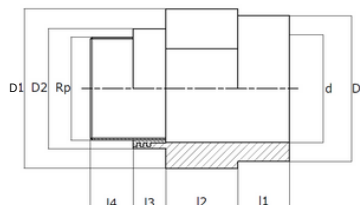


CODE	d	Rp	D	D ₁	D ₂	I ₁	I ₂	I ₃	L
RFM 3225	32	3/4"	44	42	48	12	17	21	64
RFM 3232	32	1"	45	50	55	13	14	17	68

CODE	weight (g)
RFM 3225	114
RFM 3232	166

RACCORDI FILETTATI THREADED FITTINGS

SPECIFICHE TECNICHE TECHNICAL SPECIFICATIONS



CODE	d	Rp	D	D ₁	D ₂	l ₁	l ₂	l ₃	l ₄
RFM 4040	40	1"1/4"	56	67	45	26	38	15	20
RFM 5050	50	1"1/2"	67	75	50	27	40	17	22
RFM 6363	63	2"	87	90	65	30	40	20	25
RFM 7575	75	2"1/2"	100	120	80	33	37	13	27
RFM 9090	90	3"	115	135	92	35	46	20	27
RFM110110	110	4"	140	160	115	38	43	30	35

CODE	weight (g)
RFM 4040	326
RFM 5050	454
RFM 6363	678
RFM 7575	1104
RFM 9090	1578
RFM110110	2660

Tutti i raccordi TORO 25 sono compatibili con tutte le serie di tubi TORO 25.
All TORO 25 pipe fittings are compatible with all TORO 25 pipe series.

NSF 61 approved

STANDARD:

- ISO 15874
- ISO 15494
- DIN 8077-78