

CLIMA FIBER EVO PIPE

TORO 25 CLIMA FIBER EVO system consists of three-layer pipes made of a special blend of PP-R EVO, Random Copolymer Polypropylene with special and improved crystalline structure, reinforced with glass fiber, used for the adduction of pressure fluids. It represents a variant of the TORO 25 FIBER EVO system.

TORO 25 CLIMA FIBER EVO pipes are produced with four coextruded blue lines that facilitate their identification in air conditioning and refrigeration installations.












TORO 25 CLIMA FIBER EVO system has an excellent weight-performance ratio because the reduced wall thickness provides higher volumetric flow values. The reduced linear expansion coefficient is 0,04 mm/m.

TORO 25 CLIMA FIBER EVO pipes are perfectly compatible with all TORO 25 accessories.


The range includes PN10, PN16 and PN20 pipes with SDR7,4, SDR11 and SDR17.



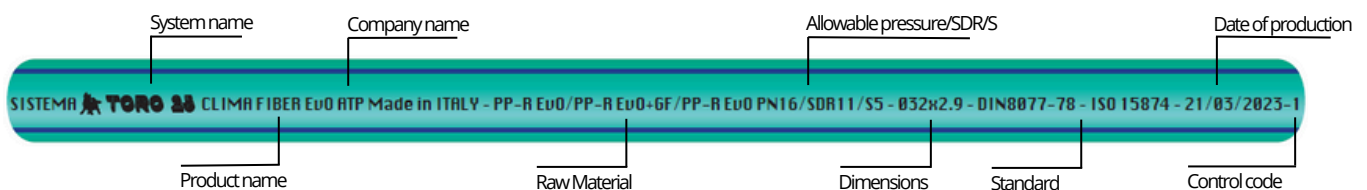
APPLICATION FIELDS

 potable water	 chilled water installation and air conditioning	 swimming pool
 heating system	 agriculture irrigation systems	 chemical liquids
 connection heating and cooling	 sports installation heating and cooling	 rainwater recovery
 ship building installation	 industrial equipments and installation	

ADVANTAGES

- non-toxic materials
- easy installation
- lightness
- durability
- efficiency and versatility
- no noise and vibration
- safety against frost
- safety against corrosion
- safety against abrasion and deposits
- safety against condensation and heat loss
- safety against stray currents
- 100% recyclable (Green Building Product )

MARKING



WELDING TECHNIQUES




socket welding



butt welding



electrofusion



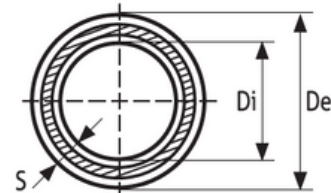
saddle welding

DIMENSIONS

SDR	Article	De mm	Di mm	Thickness (S) mm	Peso kg/m
CLIMA FIBER EvO - PN20 - SDR7,4/S3,2					
7,4	TUB 20 SDR7,4 FE	20	14,4	2,8 (+0,5)	0,158
	TUB 25 SDR7,4 FE	25	18	3,5 (+0,6)	0,246

CLIMA FIBER EvO - PN16 - SDR11/S5					
11	TUB 32 SDR11 FE	32	26,2	2,9 (+0,5)	0,290
	TUB 40 SDR11 FE	40	32,6	3,7 (+0,6)	0,440
	TUB 50 SDR11 FE	50	40,8	4,6 (+0,7)	0,690
	TUB 63 SDR11 FE	63	51,4	5,8 (+0,8)	1,100
	TUB 75 SDR11 FE	75	61,4	6,8 (+0,9)	1,500
	TUB 90 SDR11 FE	90	76,6	8,2 (+1,1)	2,160
	TUB 110 SDR11 FE	110	90	10,0 (+1,2)	3,170
	TUB 125 SDR11 FE	125	102,2	11,4 (+1,4)	4,120
	TUB 160 SDR11 FE	160	130,8	14,6 (+1,7)	6,714
	TUB 200 SDR11 FE	200	163,6	18,2 (+2,1)	10,670
	TUB 250 SDR11 FE	250	204,6	22,7 (+2,5)	16,450
	TUB 315 SDR11 FE	315	257,8	28,6 (+3,1)	25,800
TUB 355 SDR11 FE	355	290,6	32,2 (+3,6)	32,200	

CLIMA FIBER EvO - PN10 - SDR17/S8					
17	TUB 160 SDR17 FE	160	141	9,5 (+1,2)	4,500
	TUB 200 SDR17 FE	200	176,2	11,9 (+1,4)	5,900
	TUB 250 SDR17 FE	250	220,4	14,8 (+1,7)	10,800



PHYSICAL-MECHANICAL CHARACTERISTICS

Hygienic compatibility:	supply of drinking water and food fluids for human consumption
Thermal transmission coefficient:	$\lambda = 0,15 \text{ W/m}^\circ\text{C}$
Coefficient of thermal expansion:	$\alpha = 0,04 \text{ mm/m}^\circ\text{C}$
Fire resistance classification:	E (UNI-EN ISO 13501-1:2007)
Internal roughness:	$\mu = 0,0050 \text{ mm}$
Welding system:	thermofusion / electrofusion
Tube structure:	three-layer
Materiale:	PP-R EvO / PP-R EvO + GF / PP-R EvO
Matt	
Color:	light green with four coextruded blue lines
Supply:	4 m rods in sacks

Compatibility with all TORO 25 system PP-R fittings

For technical and installation warnings, please consult the official catalogue

STANDARD

DIN 8077 / 8078 / 16962	RINA-ASTM D 635:2010
DVS 2207 / 2208	UNI EN 11861-15:2003
EN ISO 15874-2-3-5	ISO 8795:2001
EN ISO 15494	ASTM D 2444:2010
SGBP 2018-1968	UNI EN ISO 21003
NSF / ANSI / CAN 61	

CERTIFICATIONS

